

# Annual Update on Cleveland's Plan for Transforming Schools

*Looking back. Looking ahead.*

*Presented to the  
Cleveland Arts Education Consortium  
May 24, 2022*



# AGENDA

- Current state of education and how CMSD is reacting and leading in the face of immense disruption
- The Arts and CMSD
- Question/Answer

## Fast Facts about Cleveland and the Cleveland Metropolitan School District

### Cleveland Metropolitan School District

- Enrollment: 35,696
  - 62 PreK-8 schools
  - 31 High School Schools (9-12)
  - 2 K-8 School
  - 1 PreK-6 School
  - 2 Remote School Options (K-8, 9-12)
  - 1 Online Building (K-12)
- Demographics:
  - 64% Black or African-American
  - 17% White
  - 15% Hispanic/Latino
  - 4% Other
- Student Characteristics:
  - 21.2% Special Education
  - 13.1% Limited English proficient
  - 100% Poverty
  - 4.2% Homeless
  - 12.1% District Mobility Rate
- Gender:
  - 48.1% Male
  - 51.9% Female

### City of Cleveland

- School age children: 67,109
  - 53 Charter schools
  - 36 Private schools
  - 98 CMSD schools (3 online options)
- Demographics:
  - 48.7% Black or African-American
  - 32.2% White
  - 12.7% Hispanic/Latino
  - 6.4% Other
- In Cleveland, 46.1% of children, and 48.7% of children under the age of five, live below the poverty line
- Education:
  - 18.0% Less than high school
  - 31.9% High School Diploma or Equivalent
  - 23.5% Some College/No Degree
  - 8.0% Association Degree
  - 11.3% Bachelor’s Degree
  - 7.3% Graduate or Professional Degree

Sources: American Community Survey 2019, Ohio Department of Education, CMSD Charter Schools Office, and CMSD Student Information System



# The Cleveland Plan: A Portfolio Strategy



**FAMILIES  
CHOOSE**



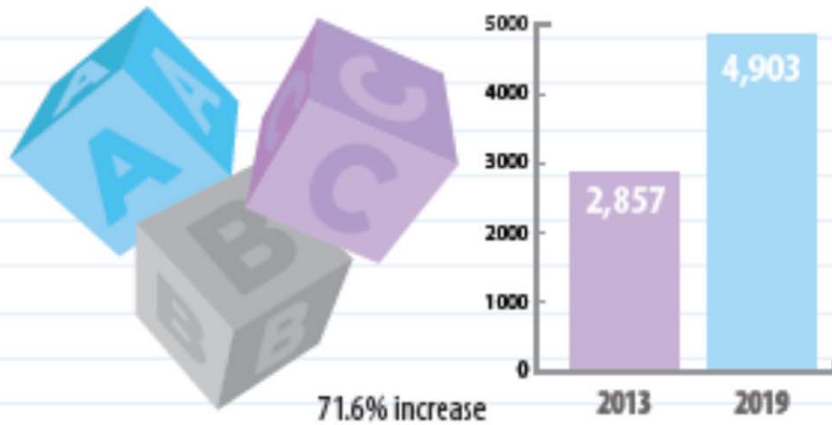
**SCHOOLS  
EDUCATE**



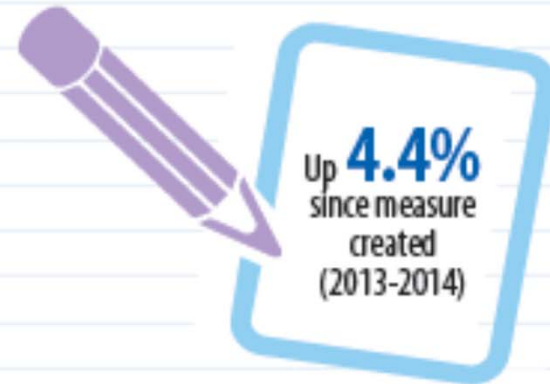
**DISTRICT  
SUPPORTS**

# Results!

### Increased Enrollment in High-Quality Preschool



### K-3 Literacy Improvement



Top 15% K-3 Literacy Improvement 2014-2019



# Results!

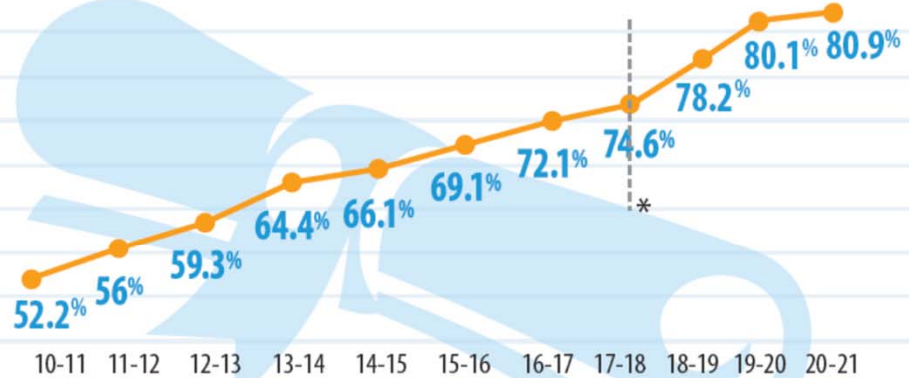
**84.9%**  
graduation rate  
for  
Hispanic Students

30.2% increase since 2010-2011  
6.1% points higher than State Average  
for Hispanics which is 78.8%

**80.9%**  
graduation rate  
for  
African-American Students

23.9% increase since 2010-2011  
4.0 Points higher than the  
State Average for AA which is 76.9%

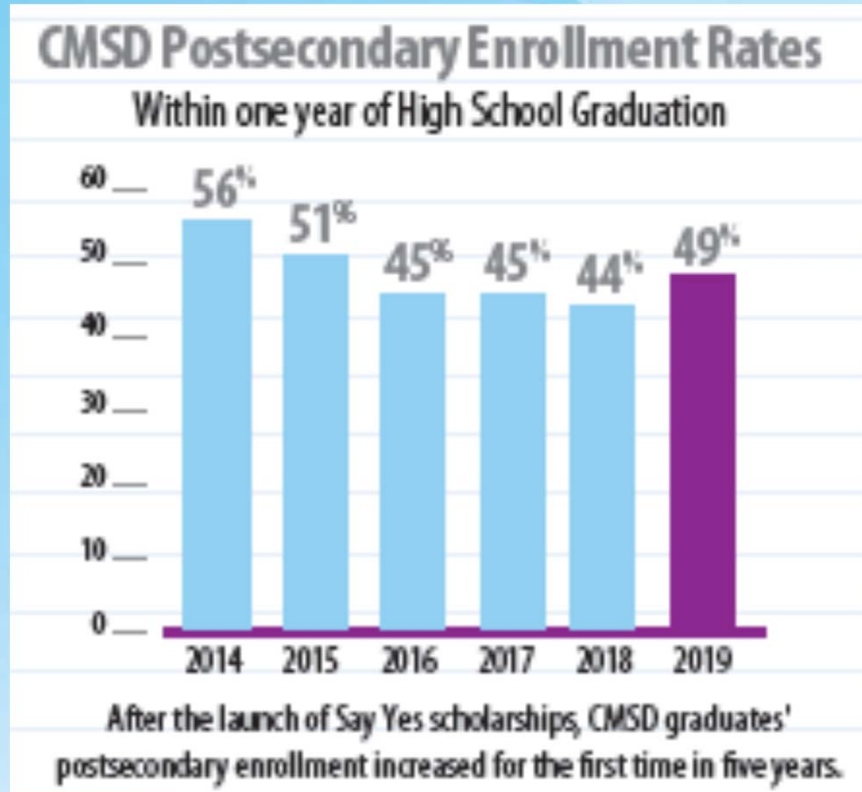
## Increased Graduation Rate 28.7%



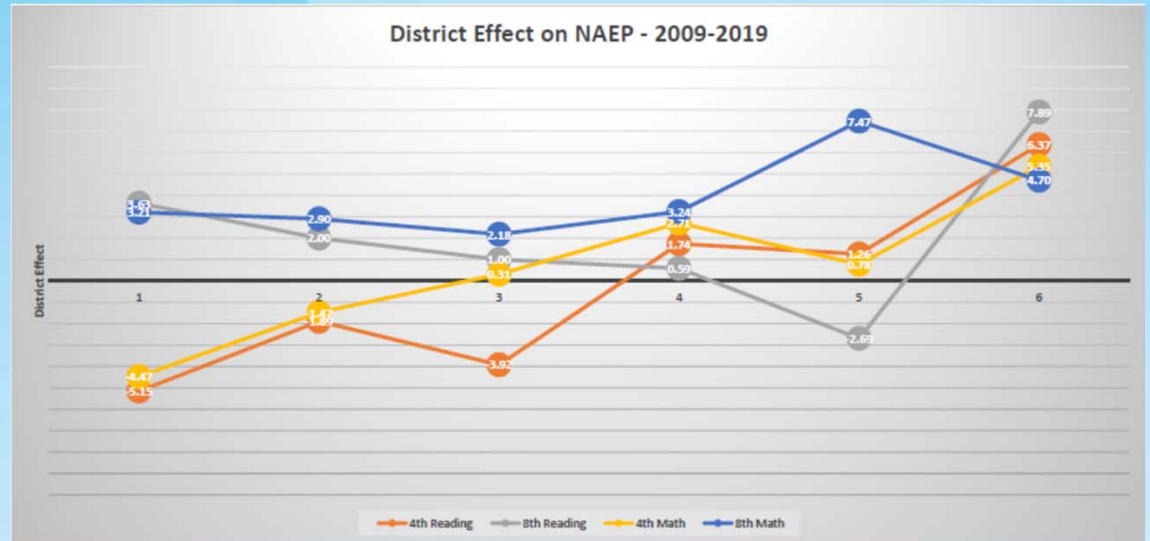
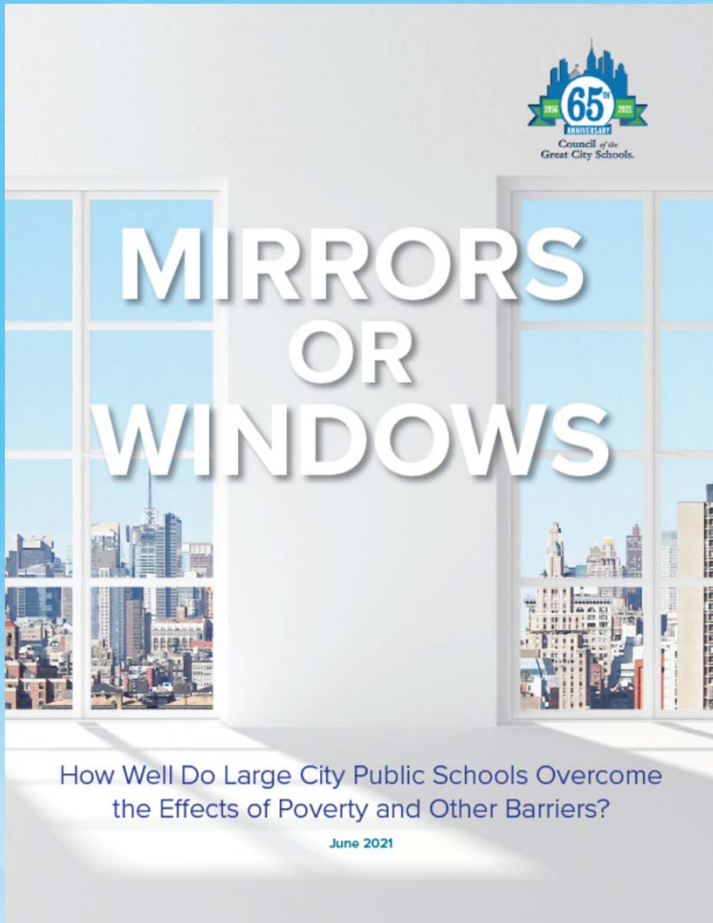
Fifth fastest improving among all Ohio districts  
Top 1% in graduation rate growth 2011 report card

\*Ohio changed graduation requirements

# Results!



# Results!



One of only 12 districts in the country to outperform the national average, when controlled for poverty!

One of only 6 districts in the country to get better at it each test cycle over the last decade!





*“Then”*

*“Now”*

<b>2012</b>	-	<b>2020</b>	<b>2020 - 2021</b>
-------------	---	-------------	--------------------



***Position CMSD for the future!***

2012	-	2020	2020 - 2021	2021	-	2031
------	---	------	-------------	------	---	------

*“For the master's tools will never dismantle the master's house. They may allow us temporarily to beat him at his own game, but they will never enable us to bring about genuine change.”*

- Audre Lorde, American writer and civil rights activist

How do we seize this once in a lifetime global opportunity to create a more fair, just and good system of education?

## Our Vision for Teaching and Learning

*In pursuit of a more fair, just and good system of education,  
we want each of our learners,  
both each of our scholars and each of their educators,  
to be individually and collectively  
presented with academically and intellectually complex tasks  
that are worthy of their productive struggle  
and allow them authentic opportunities to demonstrate  
their work and their learning  
of academic content and transferable skills  
in a joyful and adventurous environment.*

## Four Design Elements of our post-pandemic learning vision

**Competency-Based Education:** personalized, mastery-focused learning

**School without Walls:** flexible use of time, place, technology, & talent for anywhere, anytime learning

**Whole Human Learning:** student and educator social, emotional and cultural wellness

**Personalized Learner Pathways:** equitable, student centered career development

**Foundation for design & implementation:** All work must be designed & implemented intentionally, with **equity and inclusion** at the forefront of all decision-making.



# What Our Community Needs Post-Shutdown...

**THE CMSD**  
**EXPERIENCE**

*get*  
**MORE**  
ChooseCMSD.org

**THE CMSD**  
**EXPERIENCE** *get*  
**MORE**



...while  
we create  
it!



## How will we build The CMSD Experience?

- Complete conversion to 1:1 technology strategy for students and educators
- A full-time health professional at each CMSD campus
- Launch of the *PACE: From Here to Career* Program
- **Expansion of PreK-8 Art, Music, and Physical Education programming**
- Conversion of High School media centers to Community College and Career Hubs
- **Expansion of athletics, extracurriculars, and out-of-school time activities**
- Investment in teacher-led communities of practice
- And more!



# Big Bets- Investment in the Arts

## **CMSD's State of Arts PreK-8 Schools THEN**

- ARTS (THEN)
  - 97% of all CMSD schools offer at least 1 arts course
  - 84% of all CMSD students enrolled in an arts course
  - General visual art offered at 66 buildings (PreK-8)
  - 50 minutes 1x weekly per class instructional time (average)
  - 0 of 66 schools offer advanced arts instruction
- MUSIC (THEN)
  - 6 offer band and choir
  - 3 offer choir
  - 3 offer band
  - 1 offers band, choir, and orchestra
  - 51 do not yet offer band, choir, or orchestra

# Big Bets- Investment in the Arts

## **CMSD's State of Arts High Schools THEN**

- Visual Art-Classes meet 5 x weekly for 50 minutes per class (avg.)
  - 16 of 20 buildings offer visual art
  - 15 of 20 offer more than 1 course in visual art
  - 3 of 20 offer graphic arts as an alternative to visual arts
  - 1 of 20 does not offer visual arts
- Music-Classes meet 5 x weekly for 50 minutes per class (avg.)
  - 5 of 20 buildings offer music classes and of these 5
    - 2 of 20 offer band, choir, orchestra, small ensembles
    - 2 of 20 offer band and drumline
    - 1 of 20 has participated in state contest



# Big Bets- Investment in the Arts

## HOW –

- Support each school's building leadership teams and certified teachers in investing and incorporating arts by identifying strengths and assets and adding classes in visual art, music, and where established or appropriate drama, dance and other arts disciplines such as digital arts.
- Resource every school building with new and existing art supplies, musical instruments, sheet music, lighting, properties as well as costumes, mirrors, curtains, etc. for performances and presentations.
- Recruit, hire, and retain certified teachers in visual art and music to ensure FTE at each building, ensuring ongoing professional development and support as well as certified teachers in other established arts disciplines

## Big Bets- Investment in the Arts

### HOW (continued)–

- Adopt or adapt district wide arts curriculum and engage task force of certified teachers to develop rigorous scope and sequence and curriculum in advanced arts classes as well as general art and music classes
- Utilize extended day to increase days/time in week for grades 6-8 to support classes such as band, choir, orchestra, visual art studio, etc. in all K-8 buildings
- Our partners are deeply imbedded in nearly all our schools through residencies, long term artists in residence, and afterschool programming.

# Big Bets- Investment in the Arts

## HOW (continued)–

- Connect schools with community arts partners to deepen learning through artists-in-residency, grounded in complex academic tasks, and identify and share paths for scholars to engage with community arts partners for depth of study and experiences, including field experiences, private lessons, internships, etc.

# Big Bets- Investment in the Arts

## Today (Now)

- Every PreK-8 school building now has a minimum of 1 teacher in art, music, Physical Education (PE)
- 60 of 65 K-8 buildings have established 0 or 9 periods for deep exploration in art, music & PE with certified teachers and community partners
  - Approximately 2,700-3,000 scholars enrolled (basically 1/3 of a grade band)
  - 91 new music programs
  - 79 new PE programs
  - 76 new art programs
- All 65 PK-8 have full classroom set of Orff instruments

# Big Bets- Investment in the Arts

## Today (Now) continued

- All 65 PK-8 schools are outfitted with basic, quality band kit
  - allows 60-70 scholars to play instruments; and
  - additional 9 sites outfitted with new orchestra instruments
- All PK-12 art teachers have been provided with ample consumable supplies to ensure robust art offerings (\$15,000 per site)
- One million endowment from the George Gund Foundation to ensure future durable goods
- Updated Scope and Sequence to new ODE standards in general art & music and higher level scope and sequence in development for 2022-2023
- Departmental “50 minutes” each week for PD, communities of practice



# Big Bets- Investment in the Arts

## Current Challenges- A Work in Progress

- Building quality in PK-8—quantity will follow
- Curriculum adoption for general courses and scope and sequence for advanced courses is scheduled for SY2022-2023
- Continue to recruit and build as part of the summer learning experience middle and high school summer marching band camps
- Transportation challenges continue, impacts attendance and access
- Continue to focus on recruitment seeking strategies for staffing challenges and long term subs

**Thank you for your continued  
support!**

*QUESTIONS/COMMENTS*