

**SURVEY OF
CLEVELAND ARTS EDUCATION
CONSORTIUM MEMBERS' PROGRAMS
IN THE CLEVELAND METROPOLITAN
SCHOOL DISTRICT**

2006-2013





EXECUTIVE SUMMARY



→ ABOUT CAEC

The Cleveland Arts Education Consortium (CAEC) was established in 1999 with a mission to work together as a partnership to promote and strengthen arts education and to advocate on behalf of arts learning for people of all ages and circumstances.

In-residence since 2008 in the Center for Arts and Innovation at Cleveland State University, the Consortium convenes arts educators and staff from large and small 501(c)(3) organizations on a regular basis to address critical issues in arts education. This report of the survey of members' programs in the Cleveland schools continues the Consortium's work to document arts learning, focusing on areas of strength and those in need of improvement.

Consortium members develop and present a wide ranging and diverse array of high quality arts education programs and projects in Pre-K to Grade 12 schools and community facilities throughout Northeast Ohio. All types of long and short-term programs introduce students to dance, drama, music, visual arts and more. These programs reach urban, suburban and rural communities, many with underserved populations. Artists and arts educators collaborate with classroom teachers and arts specialists in the schools to create curriculum-connected work. While program content varies, goals are consistent: to introduce the creative techniques and communicative power of the arts to engage students and teachers, to strengthen learning outcomes, and to expand knowledge and perceptions of the arts, locally and globally.



→ SURVEY DESIGN AND DATA COLLECTION

In February 2012, CAEC asked its members to complete a survey about the arts education programs they provide to schools in the Cleveland Metropolitan School District (CMSD). Survey questions and data collection originally focused on programs offered and schools served between 2006-07 and 2010-11. To expand the survey picture by two years, CAEC asked the survey respondents to add lists of schools served from 2011-12 and 2012-13.

Questions in the survey asked respondents to indicate specific programs presented each year to K-8 and high school students, where and when programs were presented, and the percentage of costs covered by their organizations and CMSD. Questions asked whether the organizations provided transportation and received education grant funding for the programs. Respondents were also asked which CMSD personnel were contacted to develop and schedule programs, to indicate factors causing challenges and contributing to success, and to list a program that they would like to see continue in the schools.

Thirty-four surveys were completed, representing thirty-two CAEC-member organizations and two of the members' distance-learning programs. A list of these organizations can be found in the endnotes section following the report.

→ SURVEY HIGHLIGHTS

Information that was collected affirmed CAEC members' commitment to working with Cleveland Metropolitan School District administrators and teachers to introduce students to simple and complex arts techniques and concepts—helping to incorporate the world of the arts into the students' ever-expanding interests and learning experiences.

Detailed analysis of the collected survey data and schools served lists supports four outcomes:

I. CAEC MEMBERS' ARTS EXPERIENCES REACH AND SERVE ALL CLEVELAND SCHOOLS

The survey found that all types of dance, drama, music and visual arts experiences presented by Cleveland Art Education Consortium members' organizations between 2006 and 2013 served students and teachers in every Cleveland Metropolitan School District Pre-K to Grade 12 school.

A total of 138 schools were analyzed for this study. This included 71 K-8 schools, 30 high schools, 13 special schools and 24 schools open in 2006 that were later repurposed or closed. Between 2006 and 2013, these 138 schools had 2,835 arts experiences provided by the organizations represented in the survey. Nearly all K-8 schools had ten or more arts experiences; only two schools had fewer than ten. All high schools had arts experiences; 21 schools had more than ten. Two of the special schools had more than ten experiences. Of the 24 closed or repurposed schools, six had more than ten arts experiences including Caption Arthur Roth Elementary with 26 and Giddings Elementary with 22.

II. CAEC MEMBERS' PROGRAMS ARE PROVIDED AT LOW OR NO COST TO CLEVELAND SCHOOLS

Survey data revealed that the organizations represented in the survey covered the majority of Cleveland school program costs themselves.

- » **23 organizations reported that the Cleveland schools received their programs at no cost**
- » **8 organizations reported that the district paid 10% to 30% of program costs**
- » **2 organizations reported that the district paid over 30% of program costs**
- » **24 organizations reported receiving grant support for their Cleveland school programs**
- » **7 organizations reported that they provided busing or transportation funds for their CMSD programs**

III. CAEC MEMBERS REPORT SUCCESSES DESPITE CHALLENGES IN COMMUNICATION AND ADMINISTRATIVE SUPPORT

Consortium members indicated problems in communicating with Cleveland schools' administrative staff. They reported lack of support from administrators, and indicated that principals were often unaware of their program activities in the schools.

While communication with administrators could be problematic and unclear, general comments throughout the survey revealed that the most constructive and effective contacts were made directly with teachers. Over 76% of the survey-takers reported the greatest success in reaching and working with arts teachers. Nearly 65% reported the same success in reaching and working with general classroom teachers.



IV. CAEC MEMBERS' ONGOING COMMITMENT TO THE CLEVELAND SCHOOLS IS FIRM

Results of the survey revealed an extensive and ongoing commitment by Cleveland Arts Education Consortium members to working with teachers and students in the Cleveland Metropolitan School District.

It was clear from comments and responses to the questions that while not every organization represented in the survey has had programs in the Cleveland schools during this particular time-period, it was not for lack of effort to schedule program activities designed to fit with standards and curricular goals. From the total number of organizations participating in the survey, 21 reported serving the schools for five years (2006 to 2011), 16 reported serving the schools for all seven years (2006 to 2013).

Survey findings demonstrate that members of the Cleveland Arts Education Consortium are committed to providing education opportunities in the arts for students in the Cleveland schools. Consortium members know that experiences in the arts inspire imaginative thinking, thoughtful reflection and unlimited exploration—and want all students to benefit from those experiences.





→ CONCLUSIONS

The commitment demonstrated by Cleveland arts organizations and their boards to providing Cleveland Metropolitan School District students with subsidized or free arts experiences has been longstanding. Even with that commitment, members recorded similar challenges in this survey to key findings in the 2004 Arts Audit, CAEC's earlier study of the arts in the Cleveland schools. A review of both studies shows that communication continues to be an issue and that no centralized mechanism has

been in place to reach students on a district-wide level. These problems may be able to be addressed in the new strategic plan for the arts currently in development.

This survey and report of members' programs in the Cleveland schools underscores the Cleveland Arts Education Consortium's commitment to advocacy for the arts in education through important research projects that link extensive data collection with actionable outcomes.

**WHOEVER NEGLECTS THE ARTS WHEN HE IS YOUNG
HAS LOST THE PAST AND IS DEAD TO THE FUTURE.**



— ATTRIBUTED TO SOPHOCLES



REPORT



→ WHY UNDERTAKE THIS SURVEY?

Members of the Cleveland Arts Education Consortium know from experience that the arts transform lives. The arts experiences they offer engage students throughout the region in all types of interactive programs, projects and residencies.

While each organization reaches a different grouping of schools, many make their programs available for students in the Cleveland Metropolitan School District. In striving to make opportunities available to many different classrooms and student groups, each organization has invested staff time to develop programs and presentations, standards-based education materials and teacher preparation, in addition to raising the funds which underwrite large portions or all of the programming costs.

Aware of members' extensive programmatic work with Cleveland students and teachers, the Consortium's Executive Committee determined in January 2012 that a focused study of arts programs provided by its members would extend the findings in an earlier CAEC study, the 2004 Audit of the Arts in the Cleveland Schools. This Audit, based on a Kennedy Center model and supported by the George Gund Foundation, looked at classroom arts experiences and perceptions by Cleveland students, teachers, district administrators and parents. Audit data confirmed that while a significant number of respondents articulated a strong belief in the benefit of arts education for all students, lack of communication about a district-wide arts plan, available arts services within the district, and delivery of those services was apparent. The information in the 2004 Audit provided a comprehensive assessment of the arts in the classrooms throughout the district.



→ WHAT DID WE ASK?

The survey contained ten questions focused on members' programming over a five-year period from 2006 to 2011. One question asked respondents to list Cleveland schools served for each of the five years. Subsequently, the Consortium asked the respondents to add two more years of schools served so that analysis of the totals would reflect the most recent academic years. The final schools served list would cover a seven-year period, 2006 to 2013.

Each organization's school list was entered in a master document that contained 138 Cleveland schools. This included 71 K-8 schools, 30 high schools, and 13 special programs from the CMSD 2012 school list, plus 24 schools open in 2006 that had been later repurposed or were no longer open.

In addition to the school lists, the survey posed questions about program types and grade levels served, where programs had been presented, examples of programs presented, general fees and how costs were covered. Questions asked about school district contacts most often made to plan and schedule programming.

Two questions asked respondents to indicate things that contributed to challenges and successes for their programming, and invited them to list a program that they would like to see continue in the Cleveland schools.



Although we know that securing all of this would be challenging, we would consider programming in the schools during after school hours if CMSD could provide:

- » **Administrative support for program planning, recruiting, and performances;**
- » **Space (secure, free of walk-through/interruptions, consistently available);**
- » **Necessary, minimal staff presence (facility staff who help teaching artists with lights on and access to spaces, and ideally one CMSD administrator/authority figure who is in the building to receive children who need to be dismissed from daily program sessions due to illness or behavior issues);**
- » **Transportation for youth after sessions.**

Beyond the needs stated above, we would welcome: the involvement of teachers, administrators and parents in a variety of creative/collaborative/supportive roles within the programs.

— Survey respondent comment

➔ WHAT DID WE LEARN?

Thirty-four surveys were collected from CAEC member organizations including two surveys focused specifically on distance learning.

In the 34 completed surveys, 16 respondents reported that their organizations had presented programs in the Cleveland schools all seven years; 21 reported that they had presented programs for five years. The rest indicated being in the schools for fewer than five years. Of those organizations who reported being in the schools the entire seven years, the number of schools reached during a single year varied from one or two schools to over 70 schools.

As shown in Table 1, The Cleveland Orchestra, Cleveland Play House, Great Lakes Theater, the Maltz Museum of Jewish Heritage, PlayhouseSquare, and the Rock and Roll Hall of Fame and Museum involved more than 200 Cleveland schools in their programs throughout the seven-year period that was studied.

TABLE 1 // NUMBER OF SCHOOLS SERVED BY CAEC MEMBER ORGANIZATIONS, 2006 – 2013

ARTS INSTITUTION	2006– 2007	2007– 2008	2008– 2009	2009– 2010	2010– 2011	2011– 2012	2012– 2013	TOTAL
Beck Center for the Arts	1	1	1	1	3	0	0	7
Broadway School of Music/Arts	0	0	0	7	1	24	0	32
Cleveland Chamber Music Society	0	1	1	4	3	4	2	15
Cleveland Institute of Art	5	5	5	5	5	1	1	27
Cleveland Institute of Music	8	7	6	9	8	7	6	51
CIM Distance Learning	0	0	0	0	1	0	0	1
Cleveland Jazz Orchestra	0	0	0	0	0	0	0	0
Cleveland Museum of Art*	3	3	3	5	5	0	0	19
CMA Distance Learning	0	0	0	0	0	0	0	0
The Cleveland Orchestra	24	77	68	21	22	21	39	272
Cleveland Play House	41	41	41	41	41	48	48	301
Cleveland Pops Orchestra	0	0	0	6	0	3	0	9
Cleveland Public Theatre	0	0	3	0	0	0	0	3
Cuyahoga Community College Performing Arts Academy and JazzFest	0	0	2	3	2	4	5	16
Dancing Wheels Company and School	0	0	0	2	0	1	3	6
Dobama Theatre	1	1	1	1	1	1	1	7
Ensemble Theatre	1	2	1	0	2	5	0	11
Great Lakes Theater	44	45	28	24	23	43	47	254

ARTS INSTITUTION	2006– 2007	2007– 2008	2008– 2009	2009– 2010	2010– 2011	2011– 2012	2012– 2013	TOTAL
GroundWorks DanceTheater	9	6	4	3	2	2	3	29
Kaiser Permanente Educational Theatre Programs	15	10	17	21	15	24	7	109
Karamu House, Inc.	0	1	4	4	4	3	3	19
Maltz Museum of Jewish Heritage	17	24	35	41	43	39	30	229
MOCA Cleveland	5	4	10	14	6	3	16	58
The Music Settlement	0	0	2	2	1	2	5	12
Music Theater Project	2	4	5	5	5	6	8	35
NewBridge Cleveland	0	0	0	0	44	33	28	105
PlayhouseSquare	71	73	72	72	71	40	44	443
Rock and Roll Hall of Fame and Museum	50	48	57	61	61	55	84	416
Roots of American Music	1	2	3	3	3	0	0	12
Shore Cultural Center	0	0	0	0	2	0	0	2
SignStage	2	2	5	4	1	14	3	31
University Circle Inc.	22	18	22	17	15	21	20	135
Young Audiences of Northeast Ohio	18	17	11	15	11	21	70	163
Zygote Press	0	0	0	0	2	2	2	6
Total	340	392	407	391	403	427	475	2835

*The Cleveland Museum of Art reports total numbers of CMSD participants and attendees, not individual schools, e.g. in 2009-10, 5,302 CMSD students and teachers participated.

Analysis of the data and overall responses to questions contained in the survey of members' programs in CMSD supports the following four outcomes:

I. CAEC MEMBERS' ARTS EXPERIENCES REACH AND SERVE ALL CLEVELAND SCHOOLS

One of the most significant findings in the survey came from the organizations' lists of participating schools. All of the schools had received programming from CAEC members between 2006 and 2013, the period covered by the survey. This indicated organizational investment in the schools and a desire from the schools to engage in arts activities.

Every K-8 Cleveland school participated in an arts program, project or residency provided by CAEC member organizations. Only 2 of the 71 K-8 schools experienced arts programs fewer than ten times between 2006 and 2013.

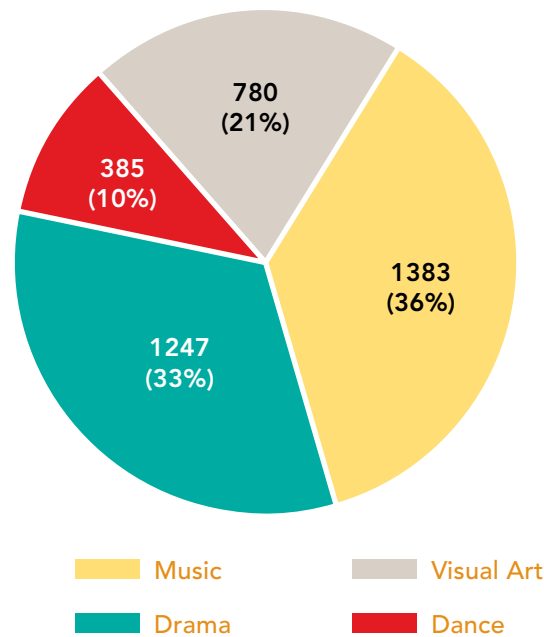
While all high schools experienced arts programs and activities provided by CAEC organizations, only 9 of the 30 high schools had fewer than ten arts experiences between 2006 and 2013.

Arts disciplines represented in this survey include dance, drama, music and visual arts. Twenty-five organizations present programs based primarily in one arts discipline. The remaining nine organizations present programs in more than one arts discipline. Of those, three organizations present all four arts disciplines.

For each year of the survey, an organization was to indicate if their arts education programs had served in a particular school. They would not list the number of times their programs had taken place in each school. This method of collection was employed to calculate overall school involvement in community-provided arts programs.

The result is that 2,815 arts program contacts at the very least were made by the survey's organizations with CMSD schools between 2006 and 2013. As shown in Figure 1, Cleveland schools participated the most in music and drama activities, followed by visual art and dance.

FIGURE 1 // PERCENTAGE OF ARTS DISCIPLINES PRESENTED, 2006-2013



Along with the schools served data, findings revealed that the majority of arts programs and projects were presented in classrooms. From the total reporting, 16 organizations also indicated that they presented their programs through the ICARE and Art Is Education initiatives in K-8 schools and high schools. Programming described revealed the following organizational statistics:

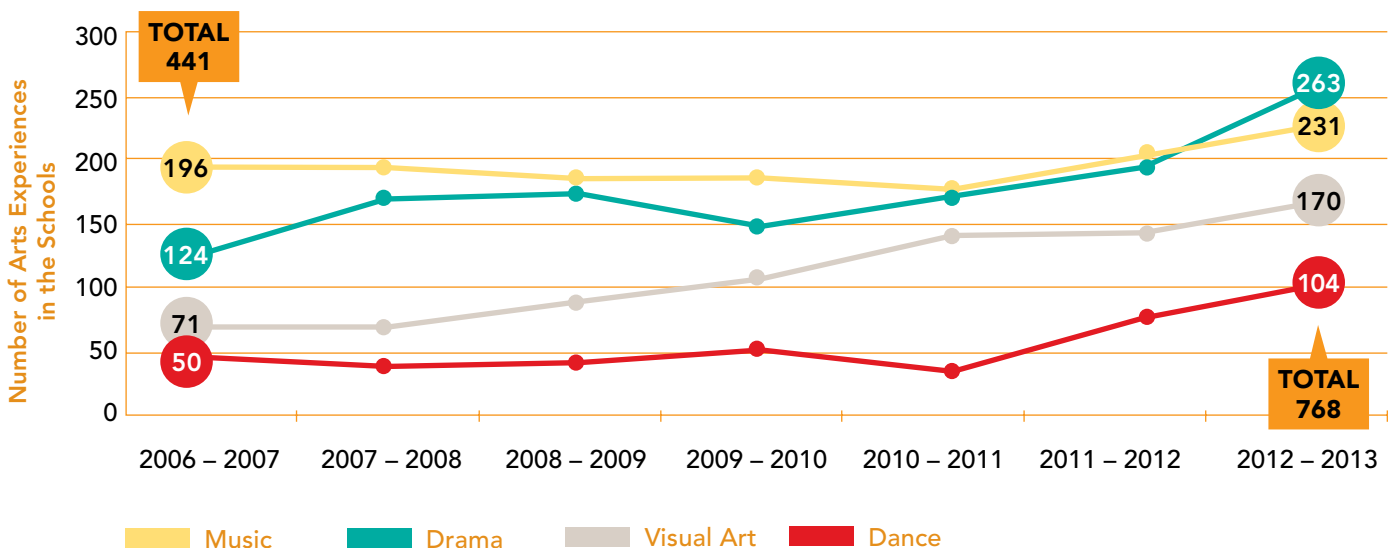
- » **28 of the organizations (82%) presented programs during school day**
- » **21 of the organizations (62%) presented programs in the CMSD classrooms**
- » **16 of the organizations (47%) presented programs at the organization's facility**
- » **15 of the organizations (44%) presented residency programs**
- » **11 of the organizations (32%) presented programs after-school**

» **16 of the organizations (47%) offered professional development opportunities for teachers**

Survey findings revealed an overall increase in activity in all four arts disciplines programs over the seven-year period. As shown in Figure 2, the total arts experiences provided to the Cleveland schools varied throughout the seven years. Even with those variations, overall experiences increased by 74% from a total of 441 experiences in 2006-07 to a total of 768 in 2012-13.

Throughout the seven-year period, visual art programs showed the largest growth, increasing 139% from 2006-07 to 2012-13. Music programs grew 112% and were the largest art discipline presented in the schools during the final year of the survey. As illustrated in Figure 2, the total arts experiences in the Cleveland schools grew significantly from the beginning of the survey period to the end, showing a total of 768 experiences in 2012-13 versus 441 experiences in 2006-07.

FIGURE 2 // ARTS DISCIPLINE TRENDS, 2006-2013





II. CAEC MEMBERS' PROGRAMS ARE PROVIDED AT LOW OR NO COST TO CLEVELAND SCHOOLS

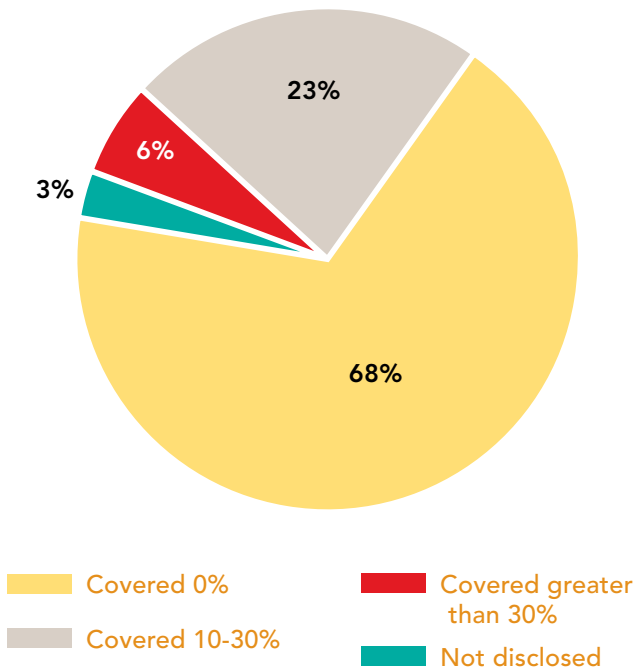
Fees for programs in CMSD were low in comparison to those for other school districts. When asked about program costs and funding, survey respondents indicated that the largest portion of programming costs were funded through their organizations' general funds and grants, and that some programs and ticketed presentations were provided free of cost. Seven organizations reported providing busing or transportation funds for their arts education work with CMSD.

All of our programming is made free to CMSD schools and we offer additional funds for bus transportation each year.

CMSD gets the most significant discount of any district we partner with. A non-CMSD school will pay 43% of our total residency program costs, and CMSD will pay 14%.

— 2 Survey respondent comments

FIGURE 3 // PERCENTAGE OF PROGRAM FEES COVERED BY CMSD



As shown in Figure 3, program fees were largely covered by each organization and payment from CMSD was reported in the following manner:

- » **23 of the organizations (68%) reported that CMSD paid no fees for the organizations' programs**
- » **8 of the organizations (23%) reported that CMSD paid 10-30% of the program fees**
- » **2 of the organizations (6%) reported that CMSD paid over 30% of the program fees**
- » **1 of the organizations (3%) did not indicate the amount CMSD paid in fees for their programs**

Ticket prices per CMSD attendee for presentations and performances were shown to be 50% less than for other schools. Data collected showed a range of ticket prices between \$2.75 and \$11.00 for CMSD schools. Costs/fees for CMSD in-school programs and residencies were shown to be one-third that of other schools. The average range of program fees for CMSD was shown to be between \$100 and \$425; larger projects and residency fees were shown to be between \$425 and \$7,500.

III. CAEC MEMBERS REPORT SUCCESSES DESPITE CHALLENGES IN COMMUNICATION AND ADMINISTRATIVE SUPPORT

In response to questions about challenges and success, many respondents reported concerns about communication with personnel in the Cleveland Metropolitan School District. Despite these concerns, most reported that their programs had been successful. The respondents indicated a willingness to find constructive ways to solve problems and work with the district.

Comments about general communication in this survey echoed similar concerns articulated in the 2004 CMSD Audit. The Audit found that "notwithstanding this fundamental conviction that the arts are a key educational tool for reaching out to students, the survey shows that problems exist in the areas of communication about what services are available to both students and teachers, and the actual delivery of those services." Communication appears to be a chronic problem in the District, and while not being directly addressed in the new *CMSD Academic Transformation Plan*, it should be addressed in the strategic plan for the arts in CMSD currently being developed.

While reporting a lack of support from administrators and noting that principals were often unaware of arts programs in their buildings, survey respondents indicated that the most receptive contacts overall had been made with teachers. They reported other concerns as well: losing teachers who are moved to other buildings; not receiving up-to-date information; last minute cancellations; difficulties attaining secure bus scheduling; and timely processing of fee invoices.

- » **76% of the survey respondents reported that they reached arts teachers**
- » **65% reached classroom teachers**
- » **65% reached arts administrators**
- » **62% reached principals**
- » **29% reached other administrators**
- » **23% reached the Cleveland Schools CEO**

We have had many successes and feel strongly that more support on an administrative level would help us deepen the work that we do. For each especially challenging partnership there have been equally fulfilling ones as well. Without a doubt we are proud of our work and would love to see it continue. We want the district to understand our commitment to the teachers, students and administrators, and wish it felt more like true partnership.

— Survey respondent comment

IV. CAEC MEMBERS' ONGOING COMMITMENT TO THE CLEVELAND SCHOOLS IS FIRM

Sometimes the benefit of art in a child's life isn't recognized for years to come. Nonetheless, that art experience may be the one thing that keeps a child afloat in school, despite ongoing challenges within his or her academic and personal life. Art gives students a safe place to find peace of mind, a time to explore and be creative, a respite from the right vs. wrong answers on a standardized test. Children need time to be inventive and artistic—and often all that is required is a program and a venue.

As shown in this report, there is an extensive commitment by arts organizations throughout the community to providing all types of arts education programs to students across all grade levels in the Cleveland Metropolitan School District. This includes a substantive financial commitment as well.

Between 2006 and 2013, collected data show that Cleveland schools participated in 2,835 arts program activities and experiences at the very least. Of the 138 schools that were analyzed in this study, the number of arts programs, projects and residencies in each school varied.

The Cleveland School of the Arts (Lower Campus) experienced arts activities provided by CAEC members' organizations 74 times during the seven years, the largest number in the entire school district. John Hay Campus participated in 68 programs and Cleveland School of the Arts @ Harry E. Davis participated in 58 arts programs.

All K-8 schools had at least one arts experience over the seven-year period; only two schools had fewer than ten arts experiences. As shown in Table 2, these schools experienced arts programs a total of 1,979 times during the seven-year period.

**TABLE 2 // COMMUNITY-PROVIDED ARTS
EXPERIENCES IN K-8 CMSD SCHOOLS, 2006 TO 2013**

K-8 SCHOOLS

Cleveland School of the Arts (Lower Campus) (K-5)	74	Marion-Sterling	33
Sunbeam	46	Mary B. Martin S.T.E.M. (K-8)	33
Wade Park	45	Andrew J. Rickoff (PreK-8)	32
Michael R. White -STEM	44	Denison (K-8)	32
Bolton (PreK-8)	43	Patrick Henry	32
Newton D. Baker (PreK-8)	43	Wilbur Wright	32
Luis Muñoz Marín	42	Clark (K-8)	30
Case (K-8)	41	Walton (K-8)	30
H. Barbara Booker	41	Charles Dickens @ Corlet	29
Mary M. Bethune	39	Orchard @ Halle (PreK-8)	29
Daniel E. Morgan (PreK-8)	38	Paul L. Dunbar @ Kentucky	29
Harvey Rice Wraparound	38	Tremont Montessori (PreK-8)	29
Benjamin Franklin (PreK-8)	37	Waverly	29
Buckeye-Woodland (K-8)	36	Artemus Ward (PreK-8)	28
Riverside (K-8)	36	Charles W. Eliot (PreK-8)	28
Franklin D. Roosevelt Academy	35	Mound -STEM	28
Louis Agassiz (K-8)	35	Adlai Stevenson (PreK-8)	27
East Clark	33	Anton Grdina (PreK-8)	27
		McKinley	27
		Miles Park	27
		Almira @ Brooklawn (K-8)	26

Continued on next page

K-8 Schools continued...

Carl and Louis Stokes Central Academy (PreK-8)	25	Garfield (PreK-8)	21
Douglas MacArthur – Girls' Leadership Academy (PreK-7)	25	Joseph M. Gallagher	21
Louisa May Alcott (K-5)	25	Miles @ Cranwood	21
Marion C. Seltzer	25	Memorial	20
Oliver H. Perry (PreK-8)	25	Warner Girls' Leadership Academy (PreK-7)	20
Iowa-Maple	24	Kenneth W. Clement – Boys' Leadership Academy (PreK-7)	19
Robert H. Jamison @ Moses Cleaveland	24	Thomas Jefferson International Newcomers Academy (PreK-12)	18
Robinson G. Jones (PreK-8)	24	Watterson-Lake (K-8)	18
William Cullen Bryant	23	Willson	18
Nathan Hale	22	Buhrer Dual Language (K-8)	17
Charles A. Mooney	21	Scranton	17
Fullerton	21	Paul Revere	15
		Valley View Boys' Leadership Academy (PreK-7)	15
		Willow	15
		George Washington Carver	14
		Hannah Gibbons – (PreK-8) STEM	14
		Campus International School @ CSU Cole Center (K-4)	13
		Euclid Park	7
		E Prep	4
		Total	1979



All high schools participated in at least one arts experience during the seven-year period provided by community arts organizations; of them, 21 schools had more than ten arts experiences, and the John Hay Campus had more than 70. As shown in Table 3, Cleveland’s High Schools experienced arts programs a total of 594 times.

TABLE 3 // COMMUNITY-PROVIDED ARTS EXPERIENCES IN CMSD HIGH SCHOOLS, 2006 TO 2013

HIGH SCHOOLS	
John Hay Campus (9-12)	70
Cleveland School of the Arts @ Harry E. Davis (6-12)	58
Glenville (9-12)	35
John Adams Campus (9-12)	31
Max S. Hayes (9-12)	31
Lincoln-West (9-12)	30
John Marshall High School (9-12)	28
East Technical Campus (9-12)	24
Jane Addams Business Careers High School (9-12)	23
Martin Luther King Jr. Career Campus (9-12)	23
Collinwood (9-12)	21
James Ford Rhodes (9-12)	20
East Technical Ninth Grade Academy	19
Garrett Morgan School of Science 05/06	19
MC ² STEM (9-12)	18
John F. Kennedy (9-12)	17
SuccessTech Academy (9-12)	17
Whitney Young (2-12)	17
John Marshall 9th Grade Academy @ Nathaniel Hawthorne	15
Design Lab Early College @ Jane Addams (9-12)	14
Washington Park Environmental Studies Academy (9-12)	14
High Tech Academy (10-12)	9
Ginn Academy (9-12)	8
New Tech East @ East Technical (9-12)	8
New Tech West @ Max Hayes (9-12)	6
Thomas Jefferson Ninth Grade Academy	5
Facing History New Tech High School @ Charles A. Mooney (Grade 9)	4
New Tech Academy @ Mooney	4
New Tech at Garrett Morgan	3
School of One @ Nathaniel Hawthorne	3
Total	594

Of the special schools, only two had ten or more arts experiences over the seven-year period; Positive Education Program had 18 arts experiences. As shown in Table 4, special schools experienced arts programs a total of 53 times.

TABLE 4 // COMMUNITY-PROVIDED ARTS EXPERIENCES IN CMSD SPECIAL SCHOOLS, 2006 TO 2013

SPECIAL SCHOOLS	
Positive Education Program	18
Eleanor Gerson High School	10
Promise Academy (9-12)	7
The Early Childhood Development Center @ Mary B. Martin (PreK-3)	7
Village Preparatory School	5
Cleveland Clinic	2
Rainbow Babies and Children Hospital	2
Children's Aid Society	1
Cleveland Christian Home	1
Cleveland Clinic Children's Hospital for Rehabilitation	0
Downtown Education Center (6-12)	0
Jones Home for Children Special Education	0
The Jones Home	0
Total	53

While 20 of the closed or repurposed schools had fewer than ten arts experiences, six schools did have ten or more experiences and Captain Arthur Roth had 26. As shown Table 5, these schools experienced arts programs a total of 189 times.

TABLE 5 // COMMUNITY-PROVIDED ARTS EXPERIENCES IN CMSD REPURPOSED OR CLOSED SCHOOLS, 2006-2013

CLOSED OR REPURPOSED SCHOOLS	
Captain Arthur Roth	26
Giddings School	22
Emile De Sauze	17
Alexander Graham Bell	14
Henry Longfellow Elementary	10
Robert Fulton School	10
Charles H. Lake	9
John Raper	9
Albert B. Hart	8
Forest Hill Parkway	8
East High School	6
Joseph F. Landis	6
Woodland Hills	6
Audubon Elementary	5
Gracemount School	5

Closed or Repurposed Schools continued...

Greater Heights Academy	5
Jessie Owens	5
Empire (Computech) School	4
South High School	3
The Option School Complex at Margaret Ireland	3
Union School	3
Genesis High School	2
John D. Rockefeller	2
Union Elementary	1
Total	189

I can't blame CMSD for the issues the district faces. I'm appreciative to work in the classrooms we get to work in, to work with the teachers and students and administrators I get to work with. Do I wish communication were better, that emails and phone calls were promptly returned? Of course. But we'll find a way to make it work, we always do.

— Survey respondent comment

→ CLOSING STATEMENT

All children deserve to access the arts as part of a complete education. A foundation in the arts for young children and teens helps develop cognitive skills in judgement, discipline and perseverance while building teamwork and compassion.

Findings in the survey provide conclusive evidence that Cleveland's large and small arts organizations and their boards are committed to making arts education programs available to students and teachers in the Cleveland schools. This is revealed in the survey comments about cost subsidies and the willingness to adjust to ever-changing circumstances. We know that these programs are crucial, affecting students in profound ways.

Cleveland Arts Education Consortium's members engage students of all ages in arts programs because they know that the arts have the unique power to inspire imagination, reflection and exploration. It is our hope that the information in this report can be a guide as we work together to strengthen the arts in our community.

**LOGIC WILL GET YOU FROM A TO B.
IMAGINATION WILL TAKE YOU EVERYWHERE.**

— ALBERT EINSTEIN



ENDNOTES

**LIST OF PARTICIPATING ORGANIZATIONS WITH ARTS DISCIPLINES AND PROGRAMS
THEY WOULD LIKE TO SEE CONTINUE IN CMSD**

● Visual Art ● Dance ● Music ● Drama

ARTS INSTITUTION	ARTS TYPE	PROGRAM EXAMPLE(S)
Beck Center for the Arts	● ● ● ●	Arts at Beck Center Field Trip Mini Classes, Short Term Workshops
Broadway School of Music/Arts	● ● ●	Percussion A to Z
Cleveland Chamber Music Society	●	CCMS School Outreach Program
Cleveland Institute of Art	●	Career-education for artistic teens; In-school lessons; scholarships for Saturday classes
Cleveland Institute of Music	●	Lessons and coachings, Black Heritage Concert, programs in partner with the Cleveland Orchestra
Cleveland Institute of Music – Distance Learning Program	●	Intro to Musical Instruments and Concepts
Cleveland Jazz Orchestra	●	Program not listed
Cleveland Museum of Art	●	IMLS grant with John Hay's School Architecture and Design
Cleveland Museum of Art – Distance Learning Program	●	Various programs such as one focused on the Harlem Renaissance
The Cleveland Orchestra	●	Learning through Music, Education Concerts
Cleveland Play House	●	Free Matinee Program
Cleveland Pops Orchestra	●	Actual Music - a music reading and rudiments program
Cleveland Public Theatre	●	Creative Diversion Program to address youth violence, teen relationships, and bullying
Cuyahoga Community College Performing Arts Academy and JazzFest	● ●	JazzFest Residencies, Strings Attached Summer Camp and more
Dancing Wheels Company and School	●	Alice Lecture and Performance

Continued on next page

● Visual Art ● Dance ● Music ● Drama

ARTS INSTITUTION	ARTS TYPE	PROGRAM EXAMPLE(S)
Dobama Theatre	●	Program not listed
Great Lakes Theater	●	In-School Residency Program
GroundWorks DanceTheater	●	Program not listed
Kaiser Permanente Educational Theatre Programs	●	"The Amazing Food Detective" and similar programs
Karamu House, Inc.	● ● ● ●	Program not listed
Maltz Museum of Jewish Heritage	●	Holocaust tours, Celebrate with Us, Stop the Hate Essay Program
MOCA Cleveland	●	Multiple visits, Life Cycle of Contemporary Art
The Music Settlement	●	Music Therapy Introduction Project
The Musical Theater Project	●	Kids Love Musicals
NewBridge Cleveland	● ●	After School Visual Art Programs at NewBridge
PlayhouseSquare	● ● ●	Partners in Performance, Children's Festival, Children's Theatre Series, Master Classes and Workshops
Rock and Roll Hall of Fame and Museum	●	Rockin' the Schools
Roots of American Music	●	Taking Charge of My Cash
Shore Cultural Center	● ●	Program not listed
Signstage	●	Deaf Awareness Assembly Program
University Circle Inc.	● ● ●	The Early Learning Initiative
Young Audiences of Northeast Ohio	● ● ● ●	Many types of Programs and Residencies
Zygote Press	●	Program not listed



→ SURVEY QUESTIONS

1. PROGRAMS FOR PRE-K TO GRADE 5

For the years listed here, please indicate all of the types of programs your organization has developed and managed for PRE-K to GRADE 5 students in Cleveland Metropolitan Schools District schools. For each year, select from:

- No Programs in CMSD
- Programs during School Time
- Programs After School
- Participated in YA's Arts Is Education or ICARE
- Assembly Programs IN OUR FACILITIES
- Assembly Programs IN SCHOOLS
- One-time Class Period Programs (40 – 60 min.)
- Multi-time Class Period Programs (40 – 60 min.)
- Short-term Residencies with 1 artist (2 days – 2 weeks)
- Long-term Residencies with 1 artist (more than 2 weeks)
- Short-term Residencies with Multiple Artists (2 days – 2 weeks)
- Long-term Residencies with Multiple Artists (more than 2 weeks)
- Teacher Professional Development

2. PROGRAMS FOR MIDDLE SCHOOL AND HIGH SCHOOL

For the years listed here, please indicate all of the types of programs your organization has developed and managed for MIDDLE SCHOOL and HIGH SCHOOL students in Cleveland Metropolitan School District schools. For each year, select from the same list as shown in question #1.

3. YOUR PROGRAM LIST

Please list your organization's CMSD programs and indicate each program's fee or fee range where possible to help us assemble a general cost total to share with the district. Program fees listed will become part of an overall total and will remain confidential.

4. PAID BY CMSD*

Please select the percentage of the total costs of your CMSD programs that are paid by CMSD for each year.

5. GIFT-GRANT SUPPORT*

Please select the percentage of the total costs of your CMSD programs receiving Gift and/or Grant support for each year.

YEAR	NOT IN CMSD	0%	10%	20%	30%	40%	50%	60%	70%	80%	90%	100%
2006-07												
2007-08												
2008-09												
2009-10												
2010-11												

6. IN CMSD SCHOOLS*

Many organizations present programs in schools as well as in their own facilities. For each year, please estimate the percentage of your CMSD programs that were IN CMSD SCHOOLS.

*Note: Questions #4, #5, and #6 used the same grid as shown above.

7. ALL YEARLY CONTACTS

Please indicate ALL CMSD administration, school and community partner contacts for each year. For each, select from:

- Not in CMSD this year
- CMSD Administration — CEO
- CMSD Administration — CMSD Arts Department
- CMSD Administration — Deputy Chief, Academic Resources
- CMSD Administration — Deputy Chief, Curriculum and Instruction

- CMSD Administration — Academic Superintendent(s)
- CMSD Administration — Other areas
- PTO or PTA Leadership or Group
- Other Community Partner
- School Principal(s)
- School Assistant Principal(s)
- Classroom Teacher(s)
- Art Specialist(s) — Music
- Art Specialist(s) — Visual Art
- Art Specialist(s) — Drama
- Art Specialist(s) — Dance and Movement

8. YOUR CMSD SCHOOLS

Please list ALL CMSD schools that your organization has worked with between 2006 and 2013.

9. COMPLICATIONS

Please select ALL things that made your CMSD program(s) or project(s) difficult or complicated for each year. For each year, select from the following:

- Not in CMSD this year
- No response from CMSD Administration to calls/email
- Communication NOT clear or supportive through CMSD Administration
- Principal(s) NOT aware of program(s) or project(s)
- Communication with Teacher(s) NOT productive or clear
- Teacher(s) NOT interested or engaged
- Communication with Arts Specialist(s) NOT productive or clear
- Arts Specialist(s) NOT interested or engaged
- Scheduling was hard and scheduled times were NOT met
- Students were NOT prepared and ready
- Disruptive students negatively affected the program(s) or project(s)
- Parents NOT involved and could/should have been in some way
- My Artist(s)-Mentor(s) NOT fully prepared for students and project
- My organization could NOT cover or assist with needed busing costs
- My organization did NOT receive grant funds for new program(s) or project(s)
- My organization did NOT receive grant funds for continuing program(s) or project(s)
- CMSD did NOT pay all fees promptly
- CMSD did NOT pay fees at all
- Even though there were complications this was an okay year
- No overwhelming difficulties or complications

10. SUCCESSES

Please select ALL things that made your CMSD program(s) or project(s) easy and successful. For each year, select from the following:

- Not in CMSD this year
- Reasonably prompt response from CMSD Administration to calls/email
- Communication with CMSD Administration positive and informative
- Principal(s) aware and supportive of program(s) or project(s)
- Communication with Teacher(s) realistic and productive
- Teacher(s) engaged and supportive
- Communication with Arts Specialist(s) supportive and creative
- Arts Specialist(s) engaged, creatively involved and supportive
- Our Artist(s)-Mentor(s) prepared well and responsive to students
- Scheduling worked well and program/project times were met
- Students generally well prepared and engaged
- My organization able to cover needed busing costs
- My organization did not need busing costs, program(s) or project(s) in school
- My organization received grant funds for program(s) and/or project(s)
- CMSD paid all fee(s) but it took calls and/or several invoices
- CMSD paid all fee(s) promptly



ACKNOWLEDGEMENTS



Members of the Cleveland Arts Education Consortium

Center for Arts and Innovation in the College of Liberal Arts and Social Sciences at Cleveland State University

Center for Economic Development in the Maxine Goodman College of Urban Affairs at Cleveland State University

Nikki Glazer, Maxine Goodman College of Urban Affairs Graduate Program at Cleveland State University

Cleveland State University Marketing and Student Recruitment Department

Cleveland Metropolitan School District Capital Programs

Photos and images courtesy of Art House, Inc., Broadway School of Music and the Arts, Cleveland Arts Education Consortium, Cleveland Institute of Art, The Cleveland Orchestra, Cleveland Public Theatre, Frumker Media, Joyful Noise Music School, PlayhouseSquare, University Circle, Inc., and Young Audiences of Northeast Ohio.

This project is supported by a grant from The Dominion Foundation



